

## Air Pollution Card

### Solar Industries India Limited



**Good**

#### Industry Description

|                           |             |
|---------------------------|-------------|
| MPCB Regional Office (RO) | : Nagpur    |
| Sub-Regional Office (SRO) | : Nagpur I  |
| Type                      | : Red       |
| Scale                     | : Large     |
| Sector                    | : Chemicals |






#### Address

Village-Chakdoh, Near,  
Bazargaon, Tq.-Katol, Dist.-  
Nagpur.

#### What does the rating mean?

Better Performing plants (i.e. plants with lower particulate matter (PM) concentration in stack emissions) get more stars. A 4-star or 5-star rating implies that most of the recent stack samples of the plant report PM emissions below a standard of 150mg/Nm<sup>3</sup>. A plant's star rating also benchmarks its relative performance: as of ratings date, 38 percent of rated plants have done better (received 4 or 5 stars) and 43 percent of rated plants have done worse (received 1 or 2 stars).

#### Star Rating Key

| Very Poor   | Poor  | Moderate  | Good   | Very Good   |
|---|---|---|--|---|
|  |  |  |  |  |

### About the Star Rating Program

**Maharashtra Pollution Control Board (MPCB)** has initiated an air pollution information disclosure program to give industries star ratings on the basis of their particulate matter (PM) emissions. These ratings are shared through **Air Pollution Report Cards**. Ratings represent the **air pollution performance** of industries, as measured by their **PM emission concentrations**.

Ratings are based on data obtained from routine stack sampling for PM as supervised by MPCB. Industries are rated according to the median PM emissions concentration of their latest 4 sample.